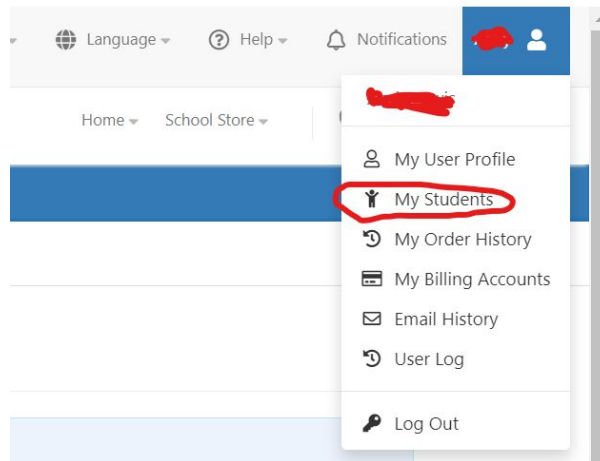


Option 1: Using the MySchoolBucks Website:

1. Go to www.myschoolbucks.com and click "Don't Have an Account? Sign up today!"
2. Select Louisiana
3. Select Bricolage Academy
4. Enter YOUR name, telephone number and email address
5. Create a password and security questions
6. Check your email or text messages for a confirmation link to complete the setup.
7. When you are logged in to MySchoolBucks and on the home page, navigate to your name in the upper right corner of the screen and select "My Students":



8. Select Bricolage Academy. Enter your child's first name, last name and date of birth. Repeat for all students in your family.

Add Student

To add a student to your account please enter their name and identifying information.

Bricolage Academy

Bricolage Academy

First Name

Last Name

Birthdate (mm/dd/yyyy)

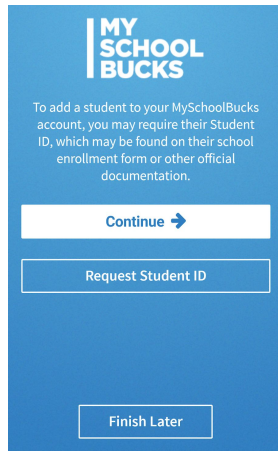
Cancel

Find Student

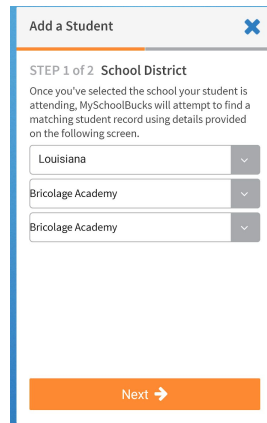
Option 2: Using the iPhone or Android App:

1. Search for MySchoolBucks on the Apple App Store or the Google Play Store and install the app on your phone.
2. Click "Don't have an account? Sign Up!"

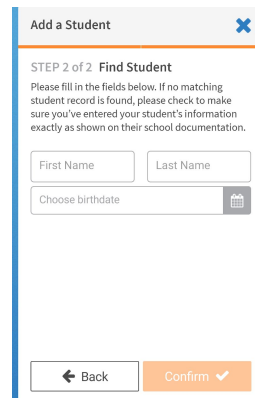
3. Enter your name and email. Create a password.



4. Click Continue:



5. Select Louisiana, then Search Bricolage Academy:



6. Add each student using her/his Name and DOB:

and click Confirm.

Option 3: Pay in the main office using Cash, Check or Money Order:

We are happy to accept checks, cash or money orders for school fees. Please place payments in an envelope and send it to the Main Office. Checks and money orders may also be mailed to the school: Attention: Lauren Orgeron / 2426 Esplanade Ave. New Orleans, LA 70119

Questions? Please contact us at invoices@bricolagenola.org